

1. Name of Listed Entity: MSP STEEL & POWER LIMITED
2. Scrip Code/Name of Scrip/Class of Security: 532650, MSPL, EQUITY SHARES
3. Share Holding Pattern Filed under: Reg. 31(1)(a)/Reg.31(1)(b)/Reg.31(1)(c)
 - a. if under 31(1)(b) then indicate the report for quarter ending 31/03/2021
 - b. if under 31(1)(c) then indicate date of allotment/extinguishment
4. Declaration : The Listed entity is required to submit the following declaration to the extent of submission of information:

	Particulars	YES*	NO*
a	Whether the Listed Entity has issued any partly paid up shares		NO
b	Whether the Listed Entity has issued any Convertible Securities or Warrants?		NO
c	Whether the Listed Entity has any shares against which depository receipts are issued?		NO
d	Whether the Listed Entity has any shares in locked-in?	YES	
e	Whether any shares held by promoters are pledge or otherwise encumbered?	YES	
f	Whether the Listed Entity has issued any differential Voting Rights?		NO
g	Whether the Listed Entity has issued any Warrants ?		NO
h	Whether the Listed Entity has any significant beneficial owner?		NO

For MSP STEEL & POWER LIMITED



 Company Secretary &
 Compliance Officer

Table I - Summary Statement holding of specified securities

Category	Category of Shareholder	No of Shareholders	No of fully paid up equity shares held	No of Partly paid-up equity shares held	No of Shares Underlying Depository Receipts	Total No of Shares Held (VII) = (IV)+(V)+(VI)	Shareholding as a % of total no of shares (As a % of (A+B+C2))	Number of Voting Rights held in each class of securities			No of Shares Underlying Outstanding convertible securities (Including Warrants)	Shareholding as a % assuming full conversion of convertible Securities (as a percentage of diluted share capital)	Number of Locked in Shares		Number of Shares pledged or otherwise encumbered		Number of equity shares held in dematerialized form	
								No of Voting Rights		Total as a % of (A+B+C)			No.	As a % of total Shares held	No.	As a % of total Shares held		
								Class X	Class Y	Total			(X)	(XI)	(XII)	(XIII)		(XIV)
(I)	(II)	(III)	(IV)	(V)	(VI)	(VII)	(VIII)	(IX)			(X)	(XI)	(XII)		(XIII)	(XIV)		
(A)	Promoter & Promoter Group	28	160405525	0	0	160405525	41.62	160405525	0	160405525	41.62	0	41.62	77083000	48.06	160405525	100.00	160405525
(B)	Public	10501	225009475	0	0	225009475	58.38	225009475	0	225009475	58.38	0	58.38	1544000	0.69	NA	NA	223246271
(C)	Non Promoter-Non Public																	
(C1)	Shares underlying DRs	0	0	0	0	0	NA	0	0	0	0.00	0	NA	0	0.00	NA	NA	0
(C2)	Shares held by Employees Trusts	0	0	0	0	0	0.00	0	0	0	0.00	0	0.00	0	0.00	NA	NA	0
	Total:	10529	385415000	0	0	385415000	100.00	385415000	0	385415000	100.00	0	100.00	78627000	20.40	160405525	100.00	383651796

For MSP STEEL & POWER LIMITED

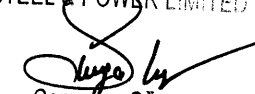


Company Secretary &
Compliance Officer

Table II - Statement showing shareholding pattern of the Promoter and Promoter Group

Category	Category & Name of the Shareholder	No of Shareholders	No of fully paid up equity shares held	No of Partly paid-up equity shares held	No of Shares Underlying Depository Receipts	Total No of Shares Held (IV+V+VI)	Shareholding as a % of total no of shares (calculated as per SCRR, 1957 (VIII) As a % of (A+B+C2)	Number of Locked in Shares		Number of Shares pledged or otherwise encumbered		Number of equity shares held in dematerialized form
								No.	As a % of total	No.	As a % of total Shares	
	(I)	(III)	(IV)	(V)	(VI)	(VII)	(VIII)	(XII)		(XIII)		(XIV)
(1)	Indian											
(a)	Individuals/Hindu undivided Family	9	2023240	0	0	2023240	0.52	0	0.00	2023240	100.00	2023240
	SURESH KUMAR AGRAWAL	1	25120	0	0	25120	0.01	0	0.00	25120	100.00	25120
	PURAN MAL AGRAWAL	1	29000	0	0	29000	0.01	0	0.00	29000	100.00	29000
	PRANAY AGRAWAL	1	306000	0	0	306000	0.08	0	0.00	306000	100.00	306000
	NISHA AGRAWAL	1	336500	0	0	336500	0.09	0	0.00	336500	100.00	336500
	KIRAN AGRAWAL	1	486000	0	0	486000	0.13	0	0.00	486000	100.00	486000
	SAKET AGRAWAL	1	204000	0	0	204000	0.05	0	0.00	204000	100.00	204000
	MANISH AGRAWAL	1	309000	0	0	309000	0.08	0	0.00	309000	100.00	309000
	PURAN MAL AGRAWAL	1	186620	0	0	186620	0.05	0	0.00	186620	100.00	186620
	SURESH KUMAR AGRAWAL	1	141000	0	0	141000	0.04	0	0.00	141000	100.00	141000
(b)	Central Government/State Government(s)	0	0	0	0	0	0.00	0	0.00	0	0.00	0
(c)	Financial Institutions/Banks	0	0	0	0	0	0.00	0	0.00	0	0.00	0
(d)	Any Other	19	158382285	0	0	158382285	41.09	77083000	48.67	158382285	100.00	158382285
	DEXO TRADING PVT. LTD.	1	1575000	0	0	1575000	0.41	0	0.00	1575000	100.00	1575000
	HIGH TIME HOLDINGS PVT. LTD.	1	3025000	0	0	3025000	0.78	0	0.00	3025000	100.00	3025000
	ILEX PRIVATE LIMITED	1	4115000	0	0	4115000	1.07	0	0.00	4115000	100.00	4115000
	JAGRAN VYAPAAR PVT. LTD.	1	1950000	0	0	1950000	0.51	0	0.00	1950000	100.00	1950000
	LARIGO INVESTMENT PRIVATE LIMITED	1	12050000	0	0	12050000	3.13	11050000	91.70	12050000	100.00	12050000
	B S CONFIN PVT. LTD.	1	3530000	0	0	3530000	0.92	0	0.00	3530000	100.00	3530000
	EMERALD TRADELINK PVT. LTD.	1	2500000	0	0	2500000	0.65	0	0.00	2500000	100.00	2500000
	GILBART MERCHANTS PVT. LTD.	1	8504426	0	0	8504426	2.21	8000000	94.07	8504426	100.00	8504426
	K. C. TEXOFINE PVT. LTD.	1	8715000	0	0	8715000	2.26	463944	5.32	8715000	100.00	8715000
	RAJ SECURITIES LTD.	1	5200000	0	0	5200000	1.35	0	0.00	5200000	100.00	5200000

For MSP STEEL & POWER LIMITED


Company Secretary &
Compliance Officer

	ADHUNIK GASES LTD.	1	23479000	0	0	23479000	6.09	17925000	76.34	23479000	100.00	23479000
	AA ESS TRADELINKS PVT. LTD.	1	2650000	0	0	2650000	0.69	0	0.00	2650000	100.00	2650000
	MSP ROLLING MILLS PVT. LTD.	1	4460000	0	0	4460000	1.16	0	0.00	4460000	100.00	4460000
	MSP SPONGE IRON LIMITED	1	24736500	0	0	24736500	6.42	0	0.00	24736500	100.00	24736500
	MSP INFOTECH PVT. LTD.	1	12529760	0	0	12529760	3.25	5300000	42.30	12529760	100.00	12529760
	RAJNATH VYAPAAR PRIVATE LIMITED	1	2500000	0	0	2500000	0.65	0	0.00	2500000	100.00	2500000
	SIKHAR COMMOTRADE PVT.LTD.	1	28984056	0	0	28984056	7.52	27544056	95.03	28984056	100.00	28984056
	PANORAMA COMMERCIAL PRIVATE LIMITED	1	1000000	0	0	1000000	0.26	0	0.00	1000000	100.00	1000000
	SHREE VINAY FINVEST PVT. LTD.	1	6878543	0	0	6878543	1.78	6800000	98.86	6878543	100.00	6878543
	Sub-Total (A)(1)	28	160405525	0	0	160405525	41.62	77083000	48.06	160405525	100.00	160405525
(2)	Foreign											
(a)	Individuals (Non-Resident Individuals/Foreign Individuals	0	0	0	0	0	0.00	0	0.00	0	0.00	0
(b)	Government	0	0	0	0	0	0.00	0	0.00	0	0.00	0
(c)	Institutions	0	0	0	0	0	0.00	0	0.00	0	0.00	0
(d)	Foreign Portfolio Investor	0	0	0	0	0	0.00	0	0.00	0	0.00	0
(e)	Any Other	0	0	0	0	0	0.00	0	0.00	0	0.00	0
	Sub-Total (A)(2)	0	0	0	0	0	0.00	0	0.00	0	0.00	0
	Total Shareholding of Promoter and Promoter Group (A)=(A)(1)+(A)(2)	28	160405525	0	0	160405525	41.62	77083000	48.06	160405525	100.00	160405525

For MSP STEEL & POWER LIMITED



Company Secretary &
Compliance Officer

Table III - Statement showing shareholding pattern of the Public shareholder

Category	Category & Name of the Shareholder	No of Shareholders	No of fully paid up equity shares held	Total No of Shares Held (IV+V+VI)	Shareholding as a % of total no of shares (A+B+C2)	No of Shares Underlying Outstanding convertible securities (Including Warrants)	Shareholding as a % assuming full conversion of convertible Securities (as a percentage of diluted share capital)	Number of Locked in Shares		Number of Shares pledged or otherwise encumbered		Number of equity shares held in dematerialized form
								No.	As a % of total Shares held	No.	As a % of total Shares held	
	(I)	(III)	(IV)	(VII)	(VIII)	(X)	(XI)	(XII)		(XIII)		(XIV)
(1)	Institutions											
(a)	Mutual Funds	0	0	0	0.00	0	0.00	0	0.00	NA	NA	0
(b)	Venture Capital Funds	0	0	0	0.00	0	0.00	0	0.00	NA	NA	0
(c)	Alternate Investment Funds	0	0	0	0.00	0	0.00	0	0.00	NA	NA	0
(d)	Foreign Venture Capital Investors	0	0	0	0.00	0	0.00	0	0.00	NA	NA	0
(e)	Foreign Portfolio Investors	0	0	0	0.00	0	0.00	0	0.00	NA	NA	0
(f)	Financial Institutions/Banks	11	125977637	125977637	32.69	0	32.69	0	0.00	NA	NA	125977637
	BANK OF BARODA	1	4661618	4661618	1.21	0	1.21	0	0.00	NA	NA	4661618
	CANARA BANK	1	5155213	5155213	1.34	0	1.34	0	0.00	NA	NA	5155213
	ICICI BANK LTD	1	7054764	7054764	1.83	0	1.83	0	0.00	NA	NA	7054764
	INDIAN OVERSEAS BANK	1	6139611	6139611	1.59	0	1.59	0	0.00	NA	NA	6139611
	INDIAN BANK	1	15401434	15401434	4.00	0	4.00	0	0.00	NA	NA	15401434
	PUNJAB NATIONAL BANK	1	13194159	13194159	3.42	0	3.42	0	0.00	NA	NA	13194159
	STATE BANK OF INDIA	1	46334367	46334367	12.02	0	12.02	0	0.00	NA	NA	46334367
	UNION BANK OF INDIA	1	19805945	19805945	5.14	0	5.14	0	0.00	NA	NA	19805945
	UCO BANK	1	5599897	5599897	1.45	0	1.45	0	0.00	NA	NA	5599897
(g)	Insurance Companies	0	0	0	0.00	0	0.00	0	0.00	NA	NA	0
(h)	Provident Funds/Pension Funds	0	0	0	0.00	0	0.00	0	0.00	NA	NA	0
(i)	Any Other											
	Sub Total (B)(1)	11	125977637	125977637	32.69	0	32.69	0	0.00	NA	NA	125977637

For MSP STEEL & POWER LIMITED


Company Secretary &
Compliance Officer

(2)	Central Government/State Government(s)/President of India	0	0	0	0.00	0	0.00	0	0.00	NA	NA	0
	Sub Total (B)(2)	0	0	0	0.00	0	0.00	0	0.00	NA	NA	0
(3)	Non-Institutions											
(a)	i.Individual shareholders holding nominal share capital up to Rs.2 lakhs	10215	5977472	5977472	1.55	0	1.55	0	0.00	NA	NA	5965668
	ii.Individual shareholders holding nominal share capital in excess of Rs. 2 Lakhs	57	4586485	4586485	1.19	0	1.19	0	0.00	NA	NA	4535085
(b)	NBFCs Registered with RBI	0	0	0	0.00	0	0.00	0	0.00	NA	NA	0
(c)	Employee Trusts	0	0	0	0.00	0	0.00	0	0.00	NA	NA	0
(d)	Overseas Depositories (Holding DRs)(Balancing figure)	0	0	0	0.00	0	0.00	0	0.00	NA	NA	0
(e)	Any Other											
	NON RESIDENT INDIANS	57	142728	142728	0.04	0	0.04	0	0.00	NA	NA	142728
	CLEARING MEMBERS	21	57584	57584	0.01	0	0.01	0	0.00	NA	NA	57584
	NON RESIDENT INDIAN NON REPATRIABLE	25	41798	41798	0.01	0	0.01	0	0.00	NA	NA	41798
	BODIES CORPORATES	115	88225771	88225771	22.89	0	22.89	1544000	1.75	NA	NA	86525771
	MOD COMMOMDEAL PVT. LTD.	1	31499538	31499538	8.17	0	8.17	0	0.00	NA	NA	31499538
	RAVI BUSINESS SERVICES PVT. LTD.	1	6120449	6120449	1.59	0	1.59	0	0.00	NA	NA	6120449
	SHRINGAR MERCANTILE PVT. LTD.	1	28211200	28211200	7.32	0	7.32	0	0.00	NA	NA	28211200
	PABITRA ENCLAVE PVT. LTD.	1	6801315	6801315	1.76	0	1.76	0	0.00	NA	NA	6801315
	SWAGAT TREXIM PVT. LTD.	1	4073478	4073478	1.06	0	1.06	0	0.00	NA	NA	4073478
	Sub Total (B)(3)	10490	99031838	99031838	25.69	0	25.69	1544000	1.56			97268634
	Total Public Shareholding (B) = (B)(1)+(B)(2)+(B)(3)	10501	225009475	225009475	58.38	0	58.38	1544000	0.69			223246271


For MSP STEEL & POWER LIMITED


Company Secretary &
Compliance Officer

Table IV - Statement showing shareholding pattern of the Non Promoter - Non Public Shareholder

Category	Category & Name of the Shareholder	No of Shareholders	No of fully paid up equity shares held	No of Partly paid-up equity shares held	No of Shares Underlying Depository Receipts	Total No of Shares Held (IV+V+VI)	Shareholding as a % of total no of shares (A+B+C2)	Number of Voting Rights held in each class of securities			No of Shares Underlying Outstanding convertible securities (Including Warrants)	Shareholding as a % assuming full conversion of convertible Securities (as a percentage of diluted share capital)	Number of Locked in Shares		Number of Shares pledged or otherwise encumbered		Number of equity shares held in dematerialized form	
								No of Voting Rights		Total as a % of (A+B+C)			No.	As a % of total Shares held	No.	As a % of total Shares held		
								Class X	Class Y									Total
	(I)	(III)	(IV)	(V)	(VI)	(VII)	(VIII)	(IX)			(X)	(XI)	(XII)		(XIII)		(XIV)	
(1)	Custodian/DR Holder	0	0	0	0	0	0.00	0	0	0	0.00	0	0.00	0	0.00	NA	NA	0
(2)	Employee Benefit Trust (under SEBI(Share based Employee Benefit) Regulations 2014)	0	0	0	0	0	0.00	0	0	0	0.00	0	0.00	0	0.00	NA	NA	0
	Total Non-Promoter-Non Public Shareholding (C) = (C)(1)+(C)(2)	0	0	0	0	0	0.00	0	0	0	0.00	0	0.00	0	0.00			0

For MSP STEEL & POWER LIMITED


Company Secretary &
Compliance Officer

Details of the shareholders acting as persons in Concert including their Shareholding:			
Name of Shareholder	Name of PAC	No of shares	Holding%
Total:		0	0

TABLE-IIIB-Unclaimed Details

Details of Shares which remain unclaimed may be given hear along with details such as number of shareholders, outstanding shares held in demat/unclaimed suspense account			
Number of Shareholder	No. of Shares		

For MSP STEEL & POWER LIMITED


 Company Secretary &
 Compliance Officer